Manabiya K Course Homework Book 2

1st printing 2019

Pictures and layouts by B.R. Pearson

Audio by B.R. Pearson

Lesson Design by B.R. Pearson

Lesson 16-1

Track 1 Examples – Listen! (聞きましょう)

Example 1

A: When's your birthday?
(たんじょうびはいつ?)
B: It's in January!
(いちがつだよ)

Example 2

A: When's your birthday?
(たんじょうびはいつ?)
B: It's in May!
(ごがつだよ)

Example 3

A: When's Lisa's birthday?
(りさちゃんのたんじょうびはいつ?)
B: It's in March!
(さんがつだよ)

Example 4

A: When's Satoshi's birthday?
(さとしくんのたんじょうびはいつ?)
B: It's in December!
(じゅうにがつだよ)

Track 2 Let's Repeat (くりかえしましょう)

January	February	March	April	May	June	July	August	September	October	November	December
1月	2月	3月	4月	5月	6月	7月	8月	9月	10月	11月	12月

Track 3 Let's Repeat (くりかえしましょう)

January	February	March	April	May	June	July	August	September	October	November	December
1月	2月	3月	4月	5月	6月	7月	8月	9月	10月	11月	12月

Track 4 Let's Circle (まるしましょう)

1) 1月　2月　3月

2) 5月　11月　9月

3) 6月　10月　12月

4) 4月　6月　8月

5) 2月　5月　7月

6) 3月　4月　5月

Lesson 16-2

Track 1 Examples – Listen! (聞きましょう)

Example 1

A: When's your birthday?
(たんじょうびはいつ?)
B: It's in January!
(いちがつだよ)

Example 2

A: When's your birthday?
(たんじょうびはいつ?)
B: It's in May!
(ごがつだよ)

Example 3

A: When's Lisa's birthday?
(りさちゃんのたんじょうびはいつ?)
B: It's in March!
(さんがつだよ)

Example 4

A: When's Satoshi's birthday?
(さとしくんのたんじょうびはいつ?)
B: It's in December!
(じゅうにがつだよ)

Track 2 Let's Repeat (くりかえしましょう)

January	February	March	April	May	June	July	August	September	October	November	December
1月	2月	3月	4月	5月	6月	7月	8月	9月	10月	11月	12月

Track 3 Let's Repeat (くりかえしましょう)

January	February	March	April	May	June	July	August	September	October	November	December
1月	2月	3月	4月	5月	6月	7月	8月	9月	10月	11月	12月

Track 4 Let's Circle (まるしましょう)

1) 4月　5月　7月

2) 8月　9月　12月

3) 2月　4月　11月

4) 2月　3月　4月

5) 5月　6月　8月

6) 7月　8月　9月

Lesson 17-1

Track 1 Examples – Listen! (聞きましょう)

Example 1

A: This dog is cute!
(このいぬかわいいよ)

Example 2

A: This spider is scary!
(このくもこわいよ)

Example 3

A: This apple is big!
(このりんごおおきいよ)

Example 4

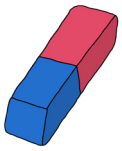

A: This eraser is small!
(このけしゴムちいさいよ)

Track 2 Let's Repeat (くりかえしましょう)

cute
かわいい

scary
こわい

big
おおきい

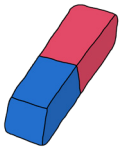

small
ちいさい

smelly
くさい

Track 3 Let's Repeat (くりかえしましょう)

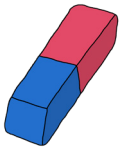

Track 4 Let's circle（まるしましょう）

1)



2)



3)

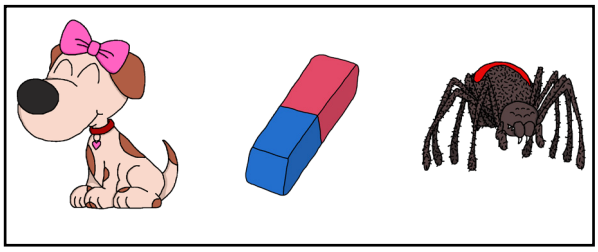

4)

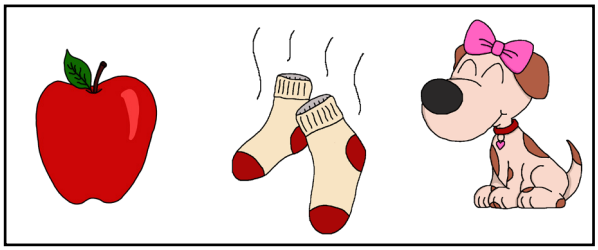

5)



Lesson 17-2

Track 1 Examples – Listen! (聞きましょう)

Example 1

A: This rabbit is cute!
(このうさぎかわいいよ)

Example 2

A: This bear is scary!
(このくまこわいよ)

Example 3

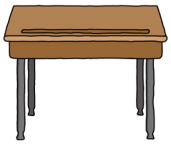

A: This desk is big!
(このつくえおおきいよ)

Example 4

A: This crayon is small!
(このくれよんちいさいよ)

Track 2 Let's Repeat (くりかえしましょう)

cute
かわいい

scary
こわい

big
おおきい

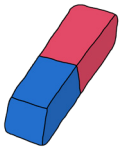

small
ちいさい

smelly
くさい

Track 3 Let's Repeat (くりかえしましょう)

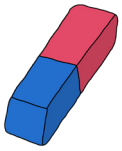

Track 4 Lets Circle (まるしましょう)

1) 

2) 

3) 

4) 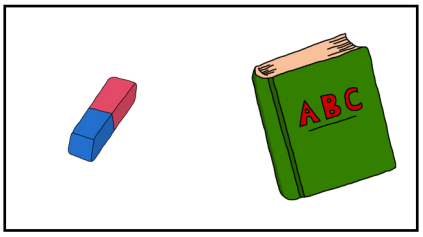

5) 

6) 

Activity What is cute? Draw and answer
(なにがかわいい?えをかきましょう)

Lesson 18-1

Track 1 Examples – Listen! (聞きましょう)

Example 1

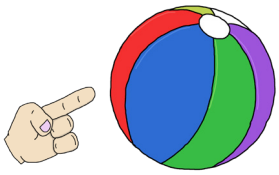

A: Is this a ball?
(これはボール?)

B: Yes, it is.
(うん、そうだよ)

A: Whose is it?
(これだれの?)

B: It's mine.
(わたしの)

Example 2

A: Is that a scooter?
(あれはキックボード?)

B: No, it isn't, it's a ball.
(ううん、ボールだよ)

A: Whose is it?
(これだれの?)

B: It's Hana's.
(はんなちゃんの)

Example 3



A: Is this a scooter?
(これはキックボード?)

B: Yes, it is.
(うん、そうだよ)

A: Whose is it?
(これだれの?)

B: It's Kazuma's.
(かずまくんの)

Example 4

A: Is that a ball?
(あれはボール?)

B: No, it isn't, it's a scooter.
(ううん、キックボードだよ)

A: Whose is it?
(あれだれの?)

B: It's mine.
(わたしの)

Track 2 Let's Repeat "Is this/that a" (くりかえしましょう)



Track 3 Let's Repeat "Is this a ~" （くりかえしましょう）

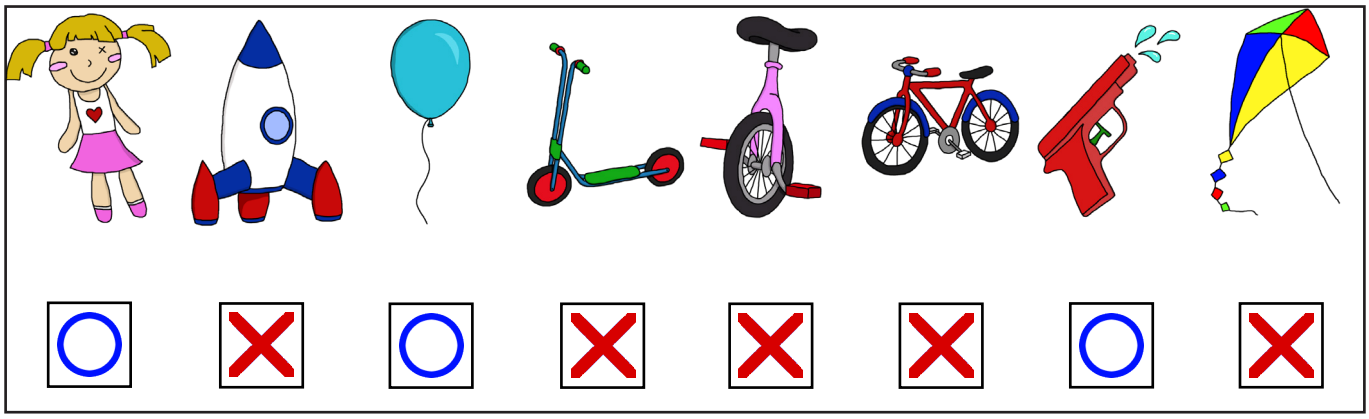

Track 4 Let's circle （えんぴつをだして、まるをしましょう）

1)

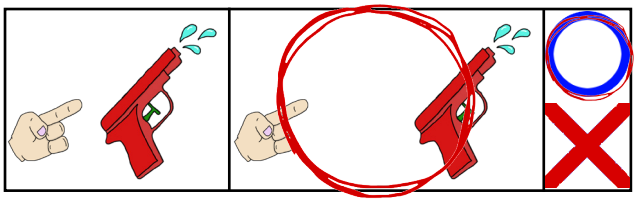

2)

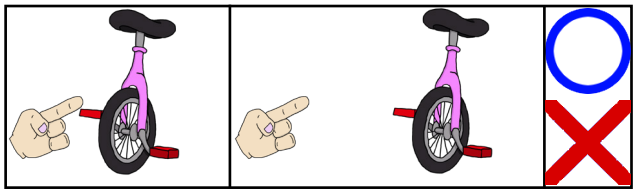

3)

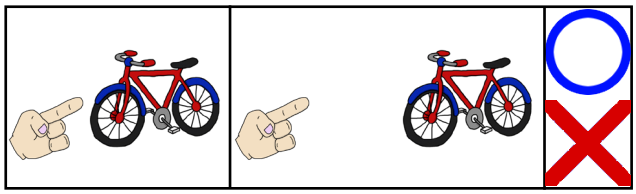

4)

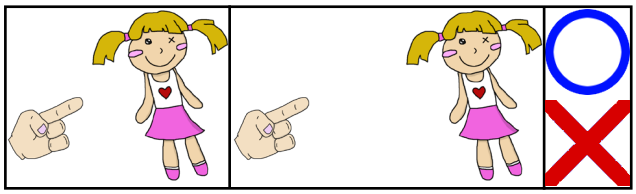

5)

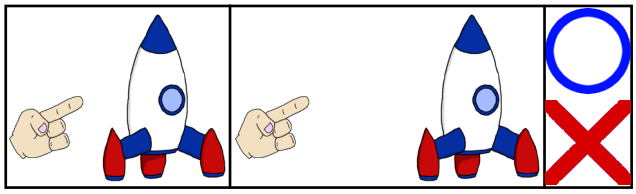

6)

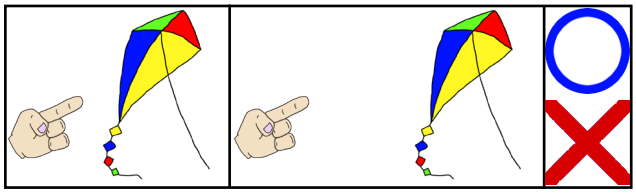

7)

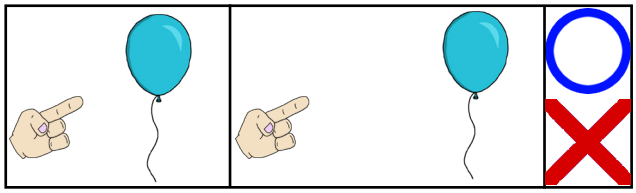

8)



Lesson 18-2

Track 1 Examples – Listen! (聞きましょう)

Example 1

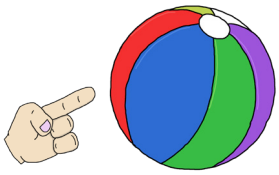

A: Is this a ball?
(これはボール?)

B: Yes, it is.
(うん、そうだよ)

A: Whose is it?
(これだれの?)

B: It's mine.
(わたしの)

Example 2

A: Is that a scooter?
(あれはキックボード?)

B: No, it isn't, it's a ball.
(ううん、ボールだよ)

A: Whose is it?
(これだれの?)

B: It's Hana's.
(はんなちゃんの)

Example 3



A: Is this a scooter?
(これはキックボード?)

B: Yes, it is.
(うん、そうだよ)

A: Whose is it?
(これだれの?)

B: It's Kazuma's.
(かずまくんの)

Example 4

A: Is that a ball?
(あれはボール?)

B: No, it isn't, it's a scooter.
(ううん、キックボードだよ)

A: Whose is it?
(あれだれの?)

B: It's mine.
(わたしの)

Track 2 Let's Repeat "Is this/that a" (くりかえしましょう)



Track 3 Let's Repeat "Is this a ~" （くりかえしましょう）

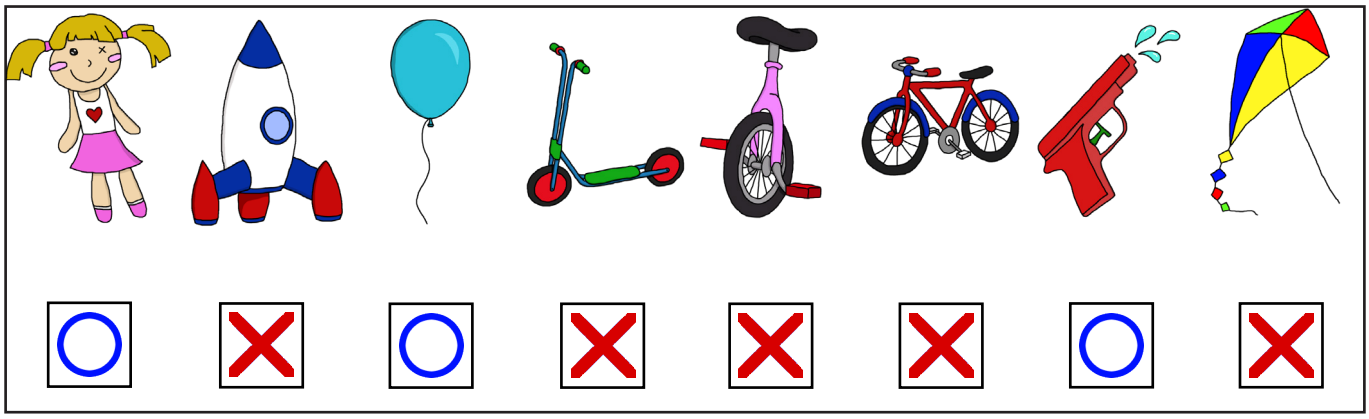

Track 4 Let's circle （えんぴつをだして、まるをしましょう）

	Mine わたしの	Lisa's りさの	Hiiro's ひいろの
	Mine わたしの	Yuino's ゆいのの	Kaichi's かいちの
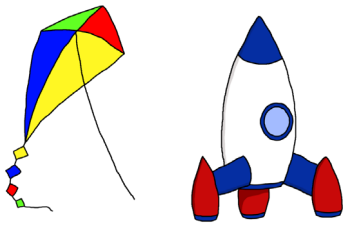	Mine わたしの	Clara's くららの	Ako's あこの
	Mine わたしの	Hinata's ひなたの	Taiga's たいがの
	Mine わたしの	Chika's ちかの	Honoka's ほのかの

Lesson 19-1

Track 1 Examples – Listen! (聞きましょう)

Example 1

A: These flowers are beautiful!
(このはなきれいだよ)

Example 2

A: This burger is delicious!
(このバーガーおいしいよ)

Example 3

A: This game is interesting!
(このゲームおもしろいよ)

Example 4

A: These weights are heavy!
(このふりーうえいとおもいよ)

Track 2 Let's Repeat (くりかえしましょう)

beautiful
きれい

delicious
おいしい

interesting
おもしろい

heavy
おもい



sweet
あまい

Track 3 Let's Repeat (くりかえしましょう)



Activity Let's draw（かきましょう）

Beautiful

Delicious

Interesting

Sweet

Lesson 19-2

Track 1 Examples – Listen! (聞きましょう)

Example 1

A: These flowers are beautiful!
(このはなきれいだよ)

Example 2

A: This burger is delicious!
(このバーガーおいしいよ)

Example 3

A: This game is interesting!
(このゲームおもしろいよ)

Example 4

A: These weights are heavy!
(このふりーうえいとおもいよ)

Track 2 Let's Repeat (くりかえしましょう)

beautiful
きれい

delicious
おいしい

interesting
おもしろい

heavy
おもい



sweet
あまい

Track 3 Let's Repeat (くりかえしましょう)



Track 4 Let's Circle (まるをかきましょう)

1)

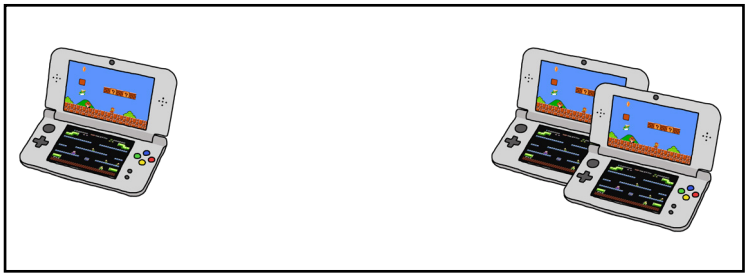

2)



3)



4)



5)



Lesson 20-1

Track 1 Examples – Listen! (聞きましょう)

Example 1

A: What time is it?
(いまなんじ?)

B: It's 12 o'clock.
(12じだよ)

A: Cheers!
(ありがとう!)

Example 2

A: What time is it?
(いまなんじ?)

B: It's 3 o'clock.
(3じだよ)

A: Cheers!
(ありがとう!)

Example 3

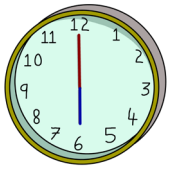

A: What time is it?
(いまなんじ?)

B: It's 6 o'clock.
(6じだよ)

A: Cheers!
(ありがとう!)

Example 4

A: What time is it?
(いまなんじ?)

B: It's 9 o'clock.
(9じだよ)

A: Cheers!
(ありがとう!)

Track 2 Let's Repeat (くりかえしましょう)

1 2 3 4 5 6 7 8 9 10 11 12

Track 3 Let's Repeat (くりかえしましょう)

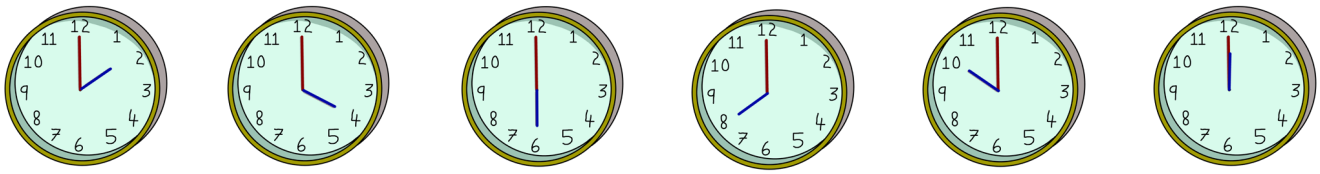

Track 4 Let's draw （かきましょう）

1)

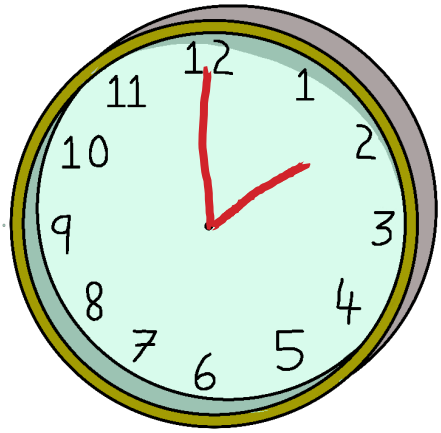

2)

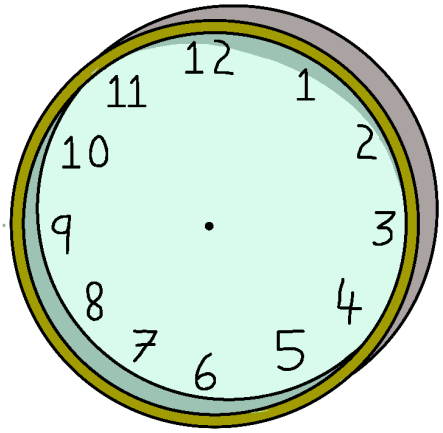

3)

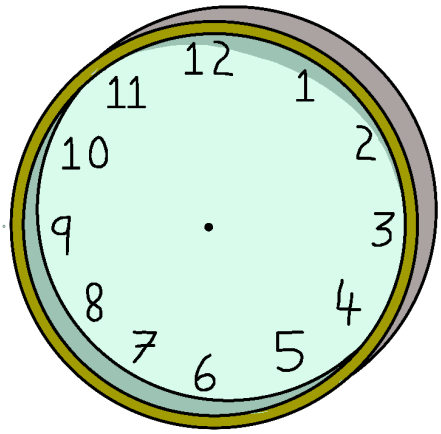

4)

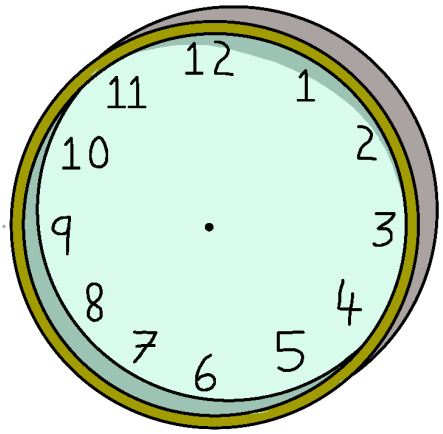

5)

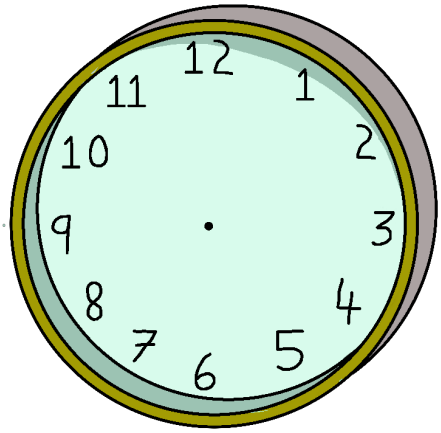

6)

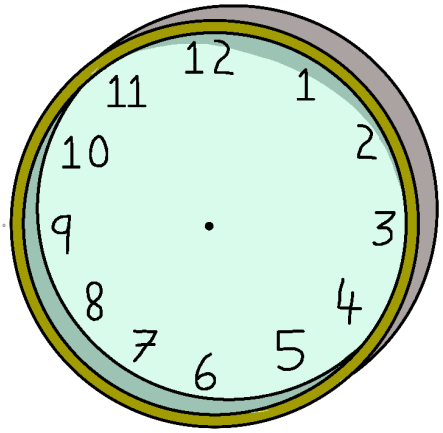

Lesson 20-2

Track 1 Examples – Listen! (聞きましょう)

Example 1

A: What time is it?
(いまなんじ?)

B: It's 12 o'clock.
(12じだよ)

A: Cheers!
(ありがとう!)

Example 2

A: What time is it?
(いまなんじ?)

B: It's 3 o'clock.
(3じだよ)

A: Cheers!
(ありがとう!)

Example 3

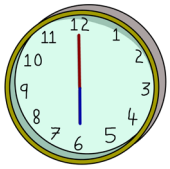

A: What time is it?
(いまなんじ?)

B: It's 6 o'clock.
(6じだよ)

A: Cheers!
(ありがとう!)

Example 4

A: What time is it?
(いまなんじ?)

B: It's 9 o'clock.
(9じだよ)

A: Cheers!
(ありがとう!)

Track 2 Let's Repeat (くりかえしましょう)

1 2 3 4 5 6 7 8 9 10 11 12

Track 3 Let's Repeat (くりかえしましょう)

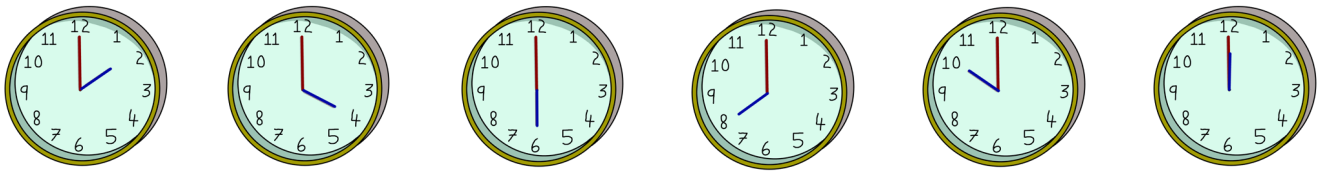

Track 4 Let's draw （かきましょう）

1)

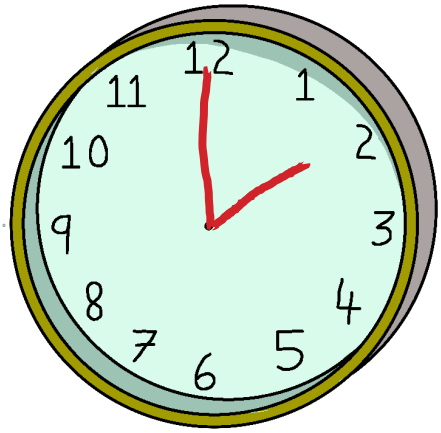

2)

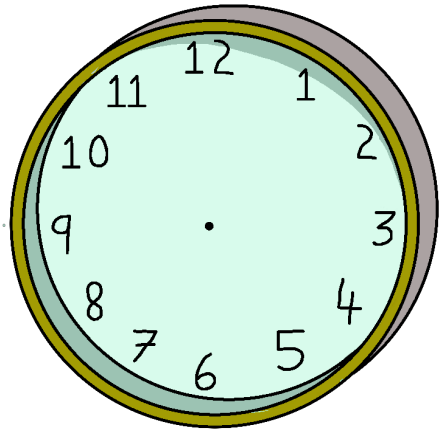

3)

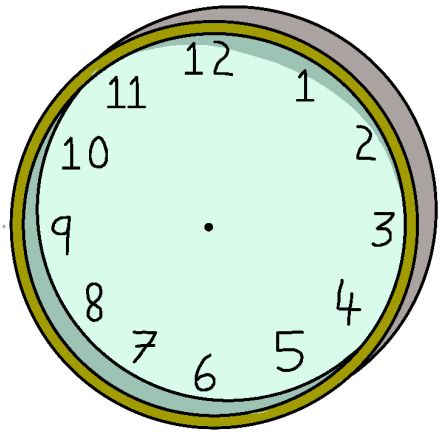

4)

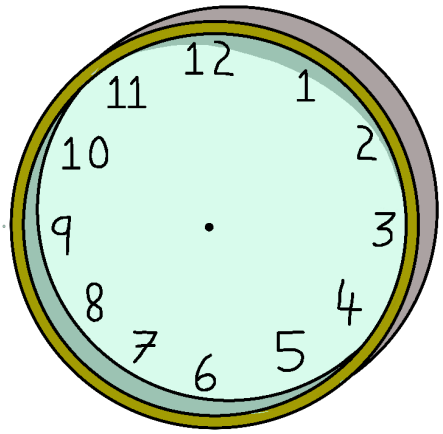

5)

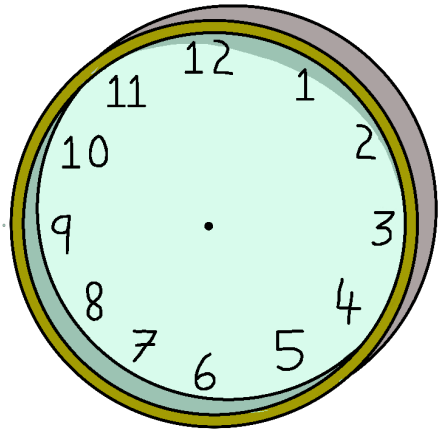

6)

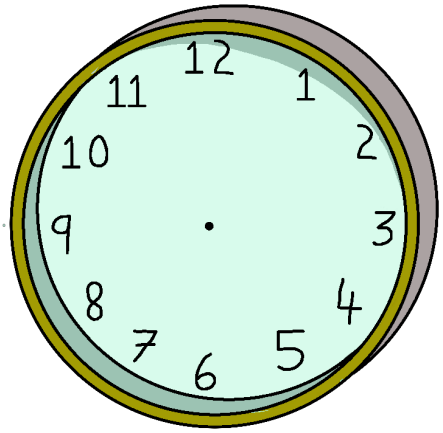

Lesson 21-1

Track 1 Examples – Listen! (聞きましょう)

Example 1

A: What are you doing?
(なにをしてるの?)

B: I'm eating a banana.
(バナナをたべているよ。)

Example 2

A: What are you doing?
(なにをしてるの?)

B: I'm drinking juice.
(ジュースをのんでいるよ。)

Example 3

A: What are you doing?
(なにをしてるの?)

B: I'm playing a game.
(ゲームをしているよ。)

Example 4

A: What are you doing?
(なにをしてるの?)

B: I'm going to school.
(がっこうにいくよ。)

Track 2 Let's Repeat (くりかえしましょう)



drinking juice	drinking tea	eating a banana	eating a sandwich	going to school	going to the shop	playing guitar	playing a game
ジュースをのんでいる	おちゃをのんでいる	バナナをたべている	サンドイッチをたべている	がっこうにいく	おみせにいく	ギータをひいている	ゲームをしている

Track 3 Let's Repeat (くりかえしましょう)



Track 4 Let's circle（まるしましょう）

1)



2)



3)



4)



5)



6)



Lesson 21-2

Track 1 Examples – Listen! (聞きましょう)

Example 1

A: What are you doing?
(なにをしてるの?)

B: I'm eating a banana.
(バナナをたべているよ。)

Example 2

A: What are you doing?
(なにをしてるの?)

B: I'm drinking juice.
(ジュースをのんでいるよ。)

Example 3

A: What are you doing?
(なにをしてるの?)

B: I'm playing a game.
(ゲームをしているよ。)

Example 4

A: What are you doing?
(なにをしてるの?)

B: I'm going to school.
(がっこうにいくよ。)

Track 2 Let's Repeat (くりかえしましょう)



drinking juice	drinking tea	eating a banana	eating a sandwich	going to school	going to the shop	playing guitar	playing a game
ジュースをのんでいる	おちゃをのんでいる	バナナをたべている	サンドイッチをたべている	がっこうにいく	おみせにいく	ギータをひいている	ゲームをしている

Track 3 Let's Repeat (くりかえしましょう)



Track 4 Let's circle（まるしましょう）

1)



2)



3)



4)



Track 5 What are you doing? What is mum doing?（あなたはなにしているか？おかあさんは？）

Me

Mum

Lesson 22-1

Track 1 Examples – Listen! (聞きましょう)

Example 1

A: What is a cute animal?
(かわいいどうぶつはなに?)

B: Dogs are cute!
(いぬはかわいいよ)

Example 2

A: What is a scary animal?
(こわいどうぶつはなに?)

B: Spiders are scary!
(くもはこわいよ)

Example 3

A: What is a smelly thing?
(くさいものはなに?)

B: Socks are smelly!
(くつしたはくさいよ)

Example 4

A: What is a sweet fruit?
(あまいくだものはなに?)

B: Cherries are sweet!
(さくらんぼはあまいよ)

Track 2 Let's Repeat (くりかえしましょう)

cute
かわいい

scary
こわい

big
おおきい

sweet
あまい

smelly
くさい

Track 3 Let's Repeat (くりかえしましょう)

Track 4 Let's connect（つなぎましょう）

1)

2)

3)

4)

5)

Lesson 22-2

Track 1 Examples – Listen! (聞きましょう)

Example 1

A: What is a cute animal?
(かわいいどうぶつはなに?)

B: Dogs are cute!
(いぬはかわいいよ)

Example 2

A: What is a scary animal?
(こわいどうぶつはなに?)

B: Spiders are scary!
(くもはこわいよ)

Example 3

A: What is a smelly thing?
(くさいものはなに?)

B: Socks are smelly!
(くつしたはくさいよ)

Example 4

A: What is a sweet fruit?
(あまいものはなに?)

B: Cherries are sweet!
(さくらんぼはあまいよ)

Track 2 Let's Repeat (くりかえしましょう)

cute
かわいい

scary
こわい

big
おおきい

sweet
あまい

smelly
くさい

Track 3 Let's Repeat (くりかえしましょう)

Activity Let's ask（だれかにききましょう）

Who? Mum

What? Natto



Who? _____

What? _____

Who? _____

What? _____

Who? _____

What? _____

Who? _____

What? _____

Lesson 23-1

Track 1 Examples – Listen! (聞きましょう)

Example 1

A: What do you want to do?
(あなたはなにしたい?)

B: I want to dance! How about you?
(わたしはおどりたい!きみは?)

A: I want to go shopping!
(かいものがしたいよ!)

Example 2



A: What do you want to do?
(あなたはなにしたい?)

B: I want to take a photo! How about you?
(わたしはしゃしんとりたい!きみは?)

A: I want to play baseball!
(やきゅうがしたいよ!)

Track 2 Let's Repeat (くりかえしましょう)

dance
おどる

draw a picture
えをかく

go shopping
かいものする

play baseball
やきゅうをする

take a photo
しゃしんをとる

visit England
イギリスにりょこうにいく

Track 3 Let's Repeat (くりかえしましょう)

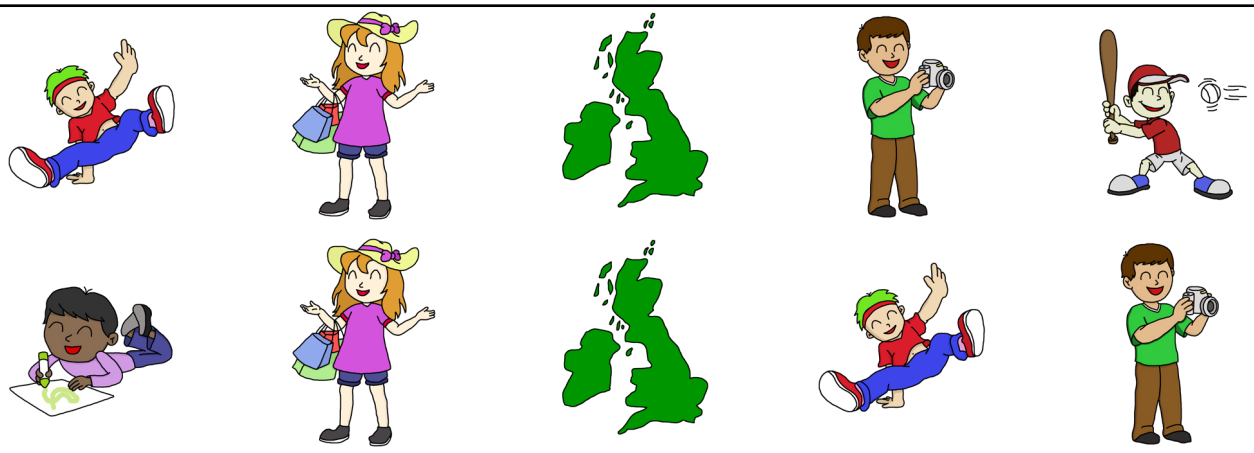

Track 4 Let's circle（まるしましょう）

1)

2)

3)



4)



5)



Lesson 23-2

Track 1 Examples – Listen! (聞きましょう)

Example 1



A: What do you want to do?
(あなたはなにしたい?)

B: I want to play baseball! How about you?
(わたしはおどりたい!きみは?)

A: I want to draw a picture!
(かいものがしたいよ!)

Example 2

A: What do you want to do?
(あなたはなにしたい?)

B: I want to visit England! How about you?
(わたしイギリスにりょこうにいきたい!きみは?)

A: I want to visit England too!
(わたしもイギリスにりょこうにいきたいよ!)

Track 2 Let's Repeat (くりかえしましょう)

dance
おどる

draw a picture
えをかく

go shopping
かいものする

play baseball
やきゅうをする

take a photo
しゃしんをとる

visit England
イギリスにりょこうにいく

Track 3 Let's Repeat (くりかえしましょう)

Track 4 Let's circle（まるしましょう）

1)

2)



3)



4)



5)



Lesson 24-1

Track 1 Examples – Listen! (聞きましょう)

Example 1

A: What day is it?
(きょうはなんようび?)
B: It's Monday!
(げつようびだよ)

Example 2

A: What day is it?
(きょうはなんようび?)
B: It's Wednesday!
(すいようびだよ)

Example 3

A: What day is it?
(きょうはなんようび?)
B: It's Saturday!
(どようびだよ)

Example 4

A: What day is it?
(きょうはなんようび?)
B: It's Sunday!
(にちようびだよ)

Track 2 Let's Repeat (くりかえしましょう)

Sunday	Monday	Tuesday	Wednesday	Thursday	Friday	Saturday
日	月	火	水	木	金	土

Track 3 Let's Repeat (くりかえしましょう)

Sunday	Monday	Tuesday	Wednesday	Thursday	Friday	Saturday
日	月	火	水	木	金	土

Track 4 Let's Circle (まるしましょう)

1) にち　すい　ど

2) か　げつ　きん

3) ど　にち　きん

4) もく　か　げつ

5) か　すい　もく

6) げつ　すい　きん

Lesson 24-2

Track 1 Examples – Listen! (聞きましょう)

Example 1

A: What day is it?
(きょうはなんようび?)
B: It's Monday!
(げつようびだよ)

Example 2

A: What day is it?
(きょうはなんようび?)
B: It's Wednesday!
(すいようびだよ)

Example 3

A: What day is it?
(きょうはなんようび?)
B: It's Saturday!
(どようびだよ)

Example 4

A: What day is it?
(きょうはなんようび?)
B: It's Sunday!
(にちようびだよ)

Track 2 Let's Repeat (くりかえしましょう)

Sunday	Monday	Tuesday	Wednesday	Thursday	Friday	Saturday
日	月	火	水	木	金	土

Track 3 Let's Repeat (くりかえしましょう)

Sunday	Monday	Tuesday	Wednesday	Thursday	Friday	Saturday
日	月	火	水	木	金	土

Activity What day is it? Let's write (きょうはなにょうび?かきましょう)

Lesson 25-1

Track 1 Examples – Listen! (聞きましょう)

Example 1

A: I'm bored
(たいくつだあ!)

B: Let's dance!
(おどろう!)

A: Great!
(いいね)

Example 2

A: I'm bored
(たいくつだあ!)

B: Let's play a game!
(ゲームやろう!)

A: Not right now.
(あとでね)

Example 3

A: I'm bored
(たいくつだあ!

B: Let's race!
(きょうそうしよう!)

A: Great!
(いいね)

Example 4

A: I'm bored
(たいくつだあ!)

B: Let's feed the ducks!
(あひるにえさをあげよう!)

A: Not right now.
(あとでね)

Track 2 Let's Repeat (くりかえしましょう)

Race
きょうそうする

Whistle
くちぶえをふく

Feed the ducks
あひるにえさをあげる

Play a game
ゲームする

Play Outside
そとであそぶ

Dance
おどる

Track 3 Let's Repeat (くりかえしましょう)

1)

2)

3)



4)

5)

6)

Track 5 Listen and repeat 2 times. (いちばんさいしょの"Examples"をみながら、2かいくりかえしましょう)

Lesson 25-2

Track 1 Examples – Listen! (聞きましょう)

Example 1

A: I'm bored
(たいくつだあ!)

B: Let's dance!
(おどろう!)

A: Great!
(いいね)

Example 2

A: I'm bored
(たいくつだあ!)

B: Let's play a game!
(ゲームやろう!)

A: Not right now.
(あとでね)

Example 3

A: I'm bored
(たいくつだあ!)

B: Let's race!
(きょうそうしよう!)

A: Great!
(いいね)

Example 4

A: I'm bored
(たいくつだあ!)

B: Let's feed the ducks!
(あひるにえさをあげよう!)

A: Not right now.
(あとでね)

Track 2 Let's Repeat (くりかえしましょう)

Race
きょうそうする

Whistle
くちぶえをふく

Feed the ducks
あひるにえさをあげる

Play a game
ゲームする

Play Outside
そとであそぶ

Dance
おどる

Track 3 Let's Repeat (くりかえしましょう)

1)

2)

3)





Track 5 Let's circle (まるしましょう)

1)



2)



3)



4)



5)



Lesson 26-1

Track 1 Examples – Listen! (聞きましょう)

Example 1



A: Why are you sad?
(どうしてかなしいの?)

B: Because I failed a test.
(しけんにちたから)

Example 2



A: Why are you happy?
(どうしてうれしいの?)

B: Because I passed a test.
(しけんにとおったから)

Track 2 Let's Repeat! (くりかえしましょう)

Sad
(かなしい)

Happy
(うれしい)

Scared
(こわい)

Mad
(おこっている)

Pass a test
(しけんにとおる)

Fail a test
(しけんにおちる)

See a spider
(くもをみる)

Lose a game
(ゲームをまける)

Track 3 Let's Repeat! (くりかえしましょう)

1)



2)



3)



4)



Track 4 - Listen and circle! (きいて、まるをしましょう)



Lesson 26-2

Track 1 Examples – Listen! (聞きましょう)

Example 1



A: Why are you sad?
(どうしてかなしいの?)

B: Because I failed a test.
(しけんにおちたから)

Example 2



A: Why are you happy?
(どうしてうれしいの?)

B: Because I passed a test.
(しけんにとおったから)

Track 2 Let's Repeat! (くりかえしましょう)

Sad
(かなしい)

Happy
(うれしい)

Scared
(こわい)

Mad
(おこっている)

Pass a test
(しけんにとおる)

Fail a test
(しけんにおちる)

See a spider
(くもをみる)

Lose a game
(ゲームをまける)

Track 3 Let's Repeat! (くりかえしましょう)

1)



2)



3)



4)



Track 4 - Listen and circle! (きいて、まるをしましょう)



Lesson 27-1

Track 1 Examples – Listen! (聞きましょう)

Example 1

A: What's your favorite animal?
(いちばんすきなどうぶつはなに?)

B: I like cats!
(ねこがすきだよ)

Example 2



A: What's your favorite color?
(いちばんすきないろはなに?)

B: I like pink!
(ぴんくがすきだよ)

Track 2 Let's Repeat (くりかえしましょう)



Track 3 Let's Repeat (くりかえしましょう)

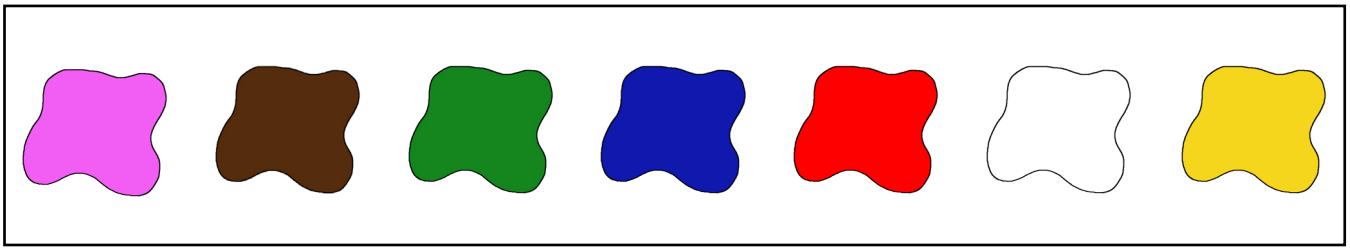

Track 4 Let's Repeat (くりかえしましょう)



Track 3 Let's Repeat（くりかえしましょう）

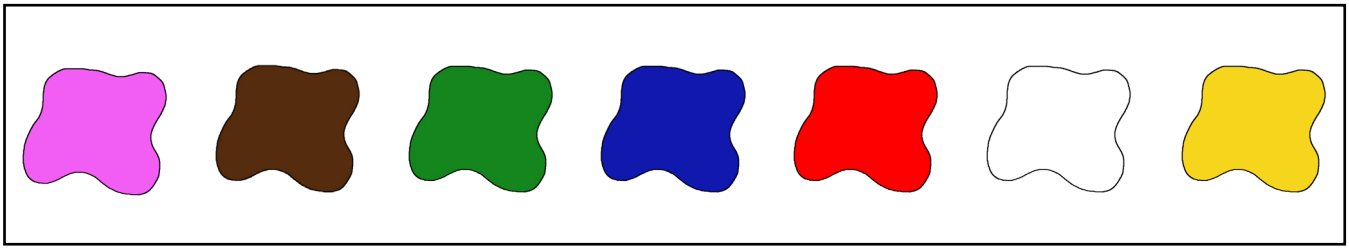

Track 4 Let's circle（まるしましょう）

1)

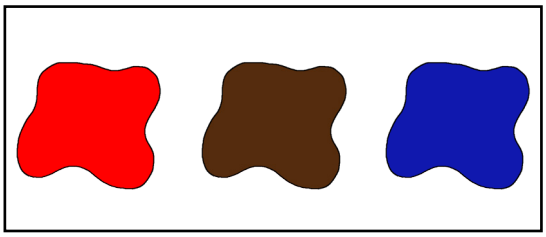

2)



3)



4)



5)

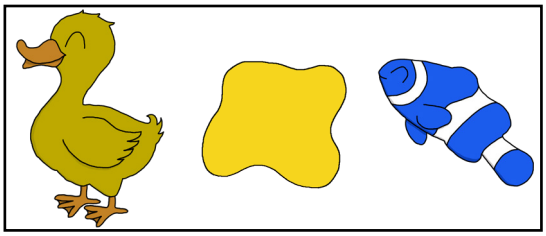

6)

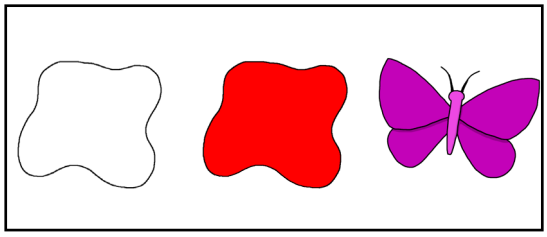

Lesson 27-2

Track 1 Examples – Listen! (聞きましょう)

Example 1

A: What's your favorite animal?
(いちばんすきなどうぶつはなに?)

B: I like cats!
(ねこがすきだよ)

Example 2



A: What's your favorite color?
(いちばんすきないろはなに?)

B: I like pink!
(ぴんくがすきだよ)

Track 2 Let's Repeat (くりかえしましょう)



Track 3 Let's Repeat (くりかえしましょう)

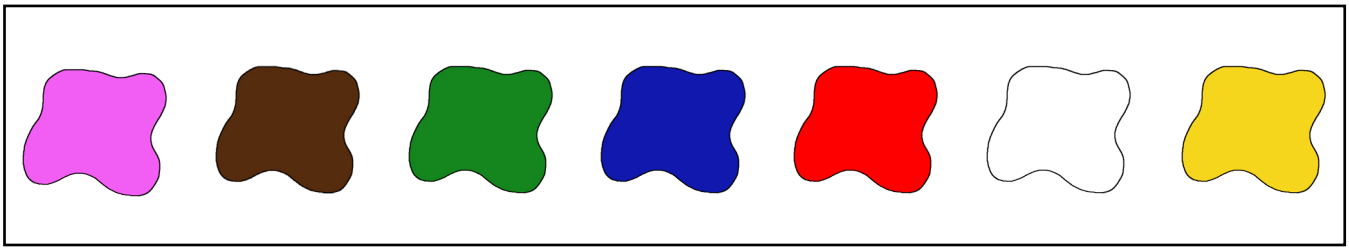

Track 4 Let's Repeat (くりかえしましょう)



Track 5 Let's Repeat (くりかえしましょう)

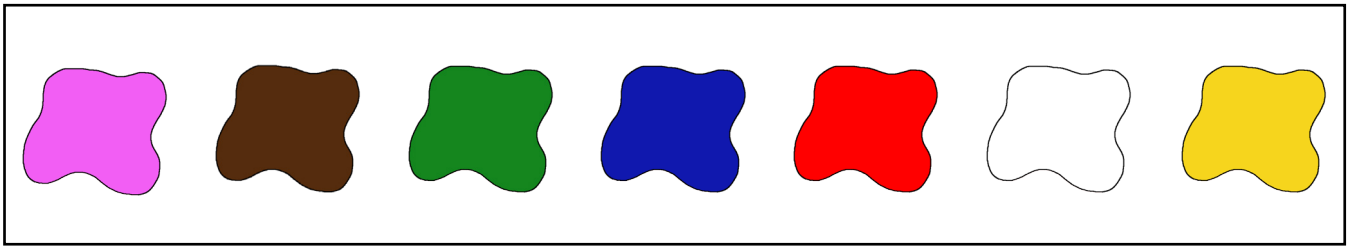

Activity Let's ask mum and dad (おかあさんとおとうさんにききましょう)

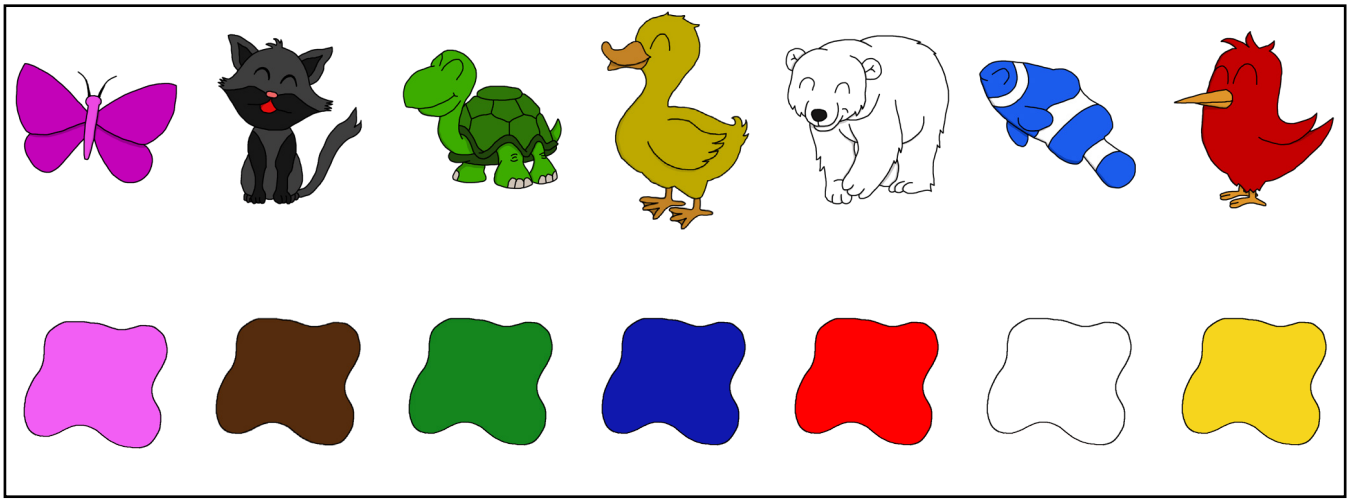

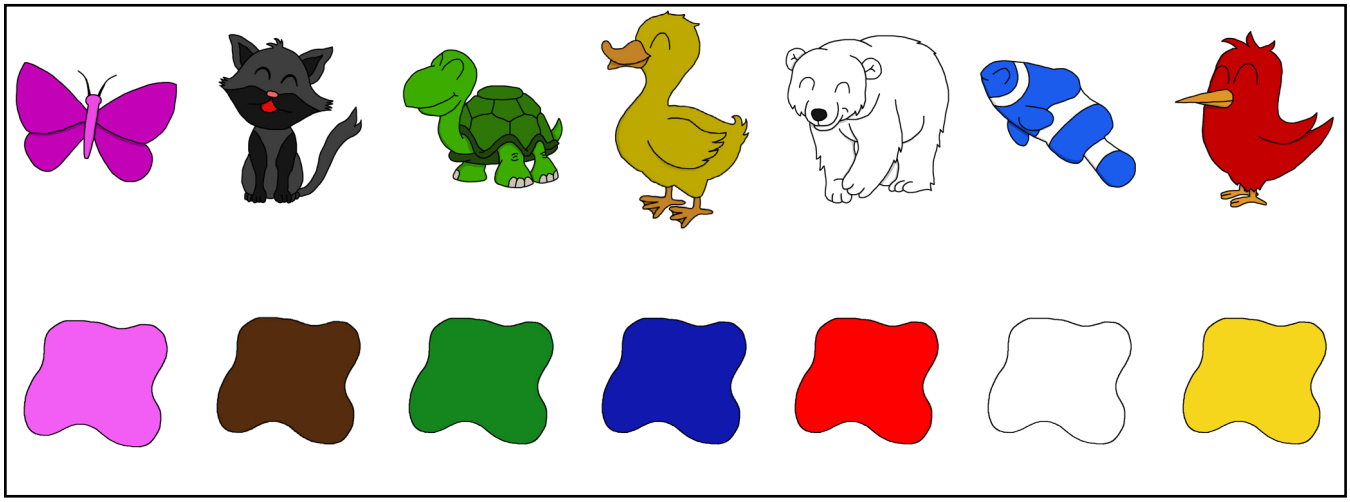

Lesson 28-1

Track 1 Examples – Listen! (聞きましょう)

Example 1

A: I'm hot.
(わたしはあつい)

B: You should open the window.
(まどあけたほうがいいよ)

A: Good idea!
(そうだね)

Example 2

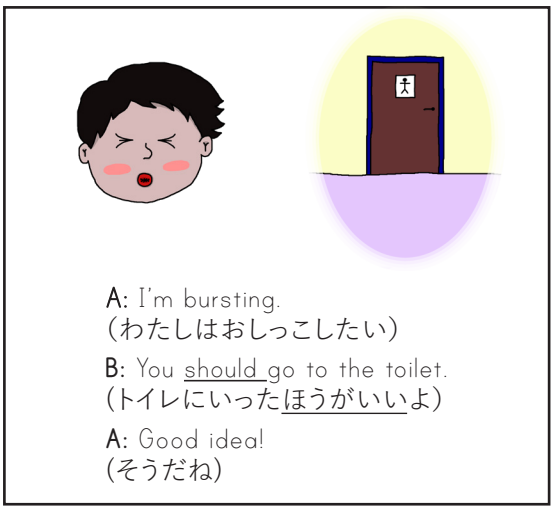

A: I'm bursting.
(わたしはおしっこしたい)

B: You should go to the toilet.
(トイレにいったほうがいいよ)

A: Good idea!
(そうだね)

Track 2 Let's Repeat! (くりかえしましょう)

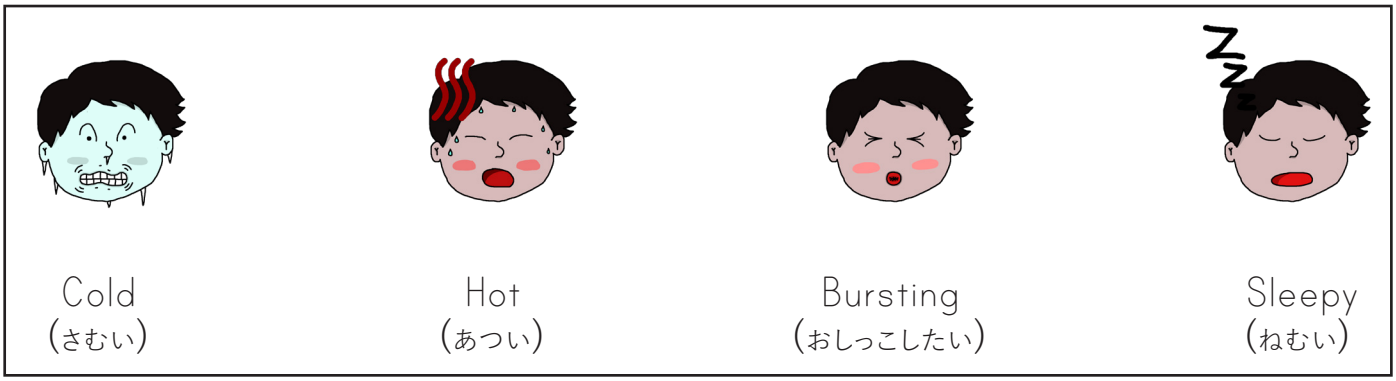

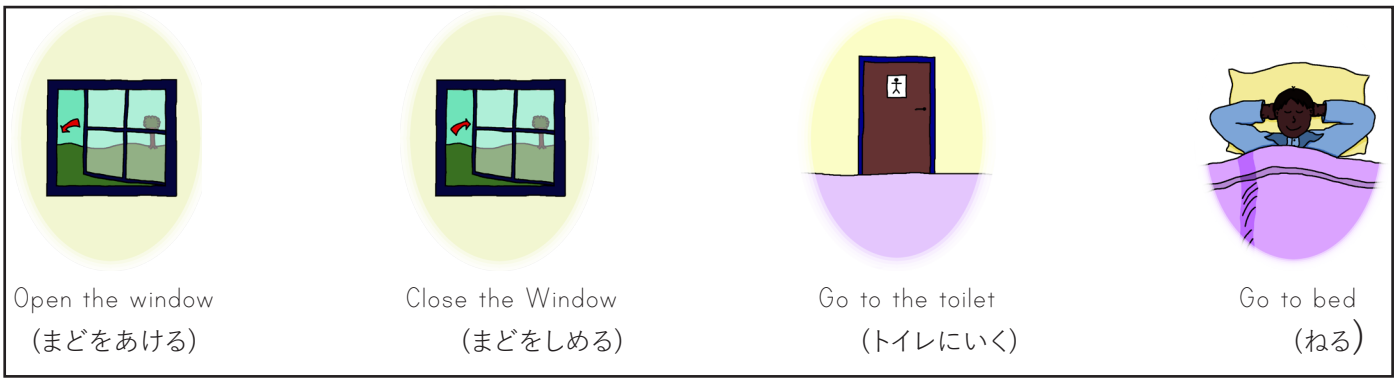

Track 3 Let's Repeat! (くりかえしましょう)

1)



2)



3)



4)



Track 4 - Say and circle! (いって、まるしましょう)

1)

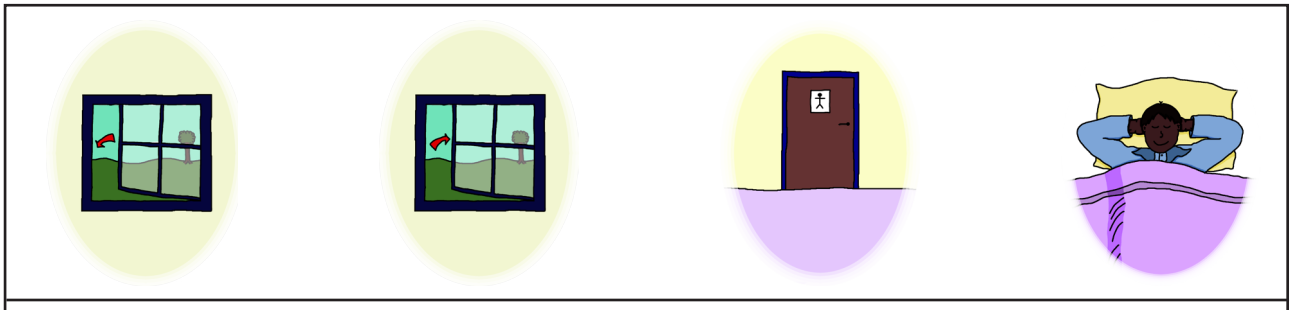

2)

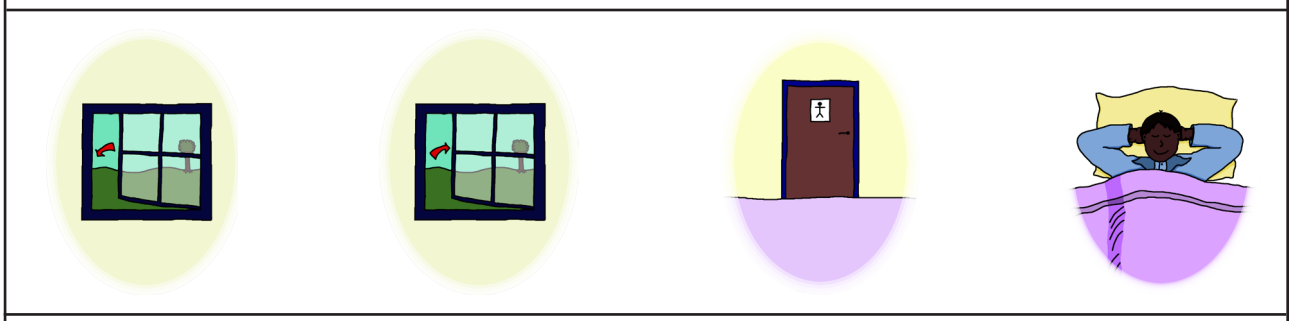

3)

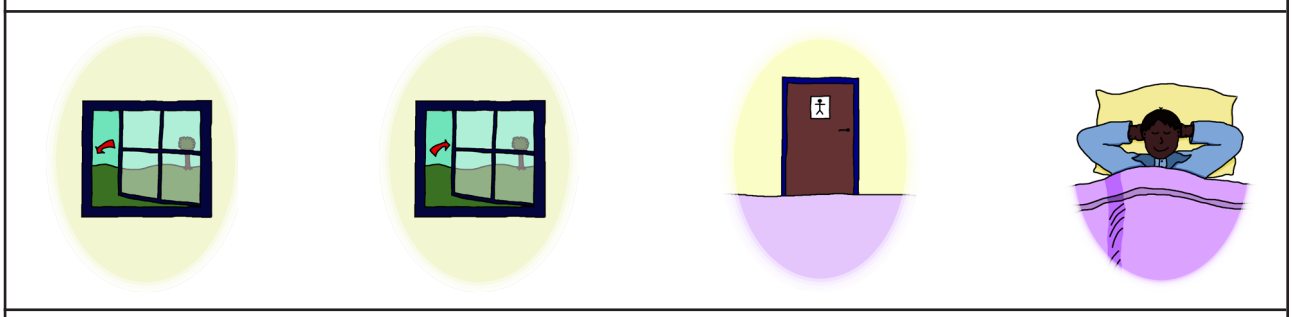

4)

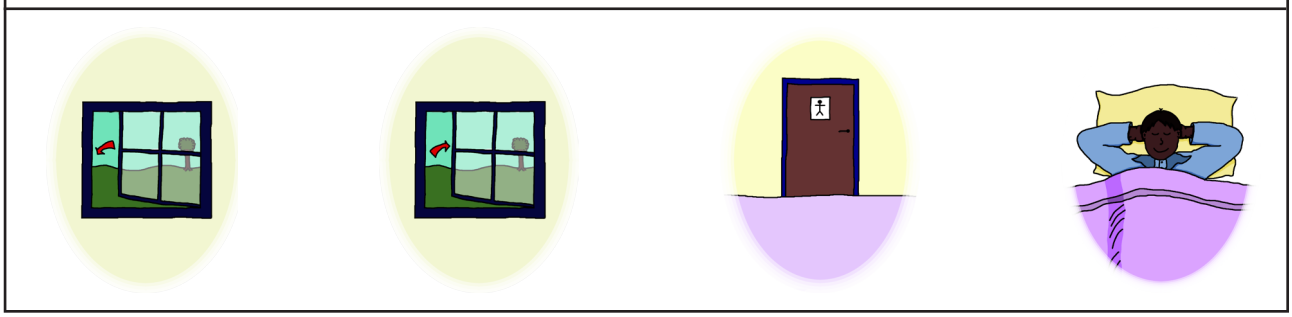

Lesson 28-2

Track 1 Examples – Listen! (聞きましょう)

Example 1

A: I'm sleepy.
(わたしはねむい)

B: You should go to bed.
(ねたほうがいいよ)

A: Good idea!
(そうだね)

Example 2



A: I'm cold.
(わたしはさむい)

B: You should close the window.
(まどしめたほうがいいよ)

A: Good idea!
(そうだね)

Track 2 Let's Repeat! (くりかえしましょう)

Cold
(さむい)

Hot
(あつい)

Bursting
(おしっこしたい)

Sleepy
(ねむい)

Open the window
(まどをあける)

Close the Window
(まどをしめる)

Go to the toilet
(トイレにいく)

Go to bed
(ねる)

Track 3 Let's Repeat! (くりかえしましょう)

1)



2)



3)



4)



Track 4 - Listen and circle! (きいて、まるをしましょう)



Lesson 29-1

Track 1 Examples – Listen! (聞きましょう)

Example 1

A: Cooking is easy!
(りょうりするのはかんたんだよ)

Example 2

A: Riding a bike is hard!
(じてんしゃにのるのはむずかしいよ)

Example 3



A: Speaking English is easy!
(えいごをしゃべるのはかんたんだよ)

Example 4



A: Playing guitar is hard!
(ギータをひくのはむずかしいよ)

Track 2 Let's Repeat! (くりかえしましょう)

Catching a beetle
かぶとむしをつかまえること

Speaking English
えいごをしゃべること

Playing Guitar
ギータをひくこと

Riding a Bike
じてんしゃにのること

Cooking
りょうりすること

Painting
えをかくこと

Track 3 Let's Repeat! (くりかえしましょう)

Track 4 Let's Write! (まるかばつをかきましょう)



Activity What about you? Let's write! (あなたは?まるかばつをかきましょう)



Lesson 29-2

Track 1 Examples – Listen! (聞きましょう)

Example 1

A: Cooking is easy!
(りょうりするのはかんたんだよ)

Example 2

A: Riding a bike is hard!
(じてんしゃにのるのはむずかしいよ)

Example 3



A: Speaking English is easy!
(えいごをしゃべるのはかんたんだよ)

Example 4



A: Playing guitar is hard!
(ギータをひくのはむずかしいよ)

Track 2 Let's Repeat! (くりかえしましょう)

Catching a beetle
かぶとむしをつかまえること

Speaking English
えいごをしゃべること

Playing Guitar
ギータをひくこと

Riding a Bike
じてんしゃにのること

Cooking
りょうりすること

Painting
えをかくこと

Track 3 Let's Repeat! (くりかえしましょう)

○

×

○

○

×

×

Track 4 Let's Write! (まるかばつをかきましょう)



Track 5 Let's Connect! (つなぎましょう)



Lesson 30-1

Track 1 Examples – Listen! (聞きましょう)

Example 1



A: Peaches are good!
(ももはいいくだものよ)

B: Strawberries are better!
(いちごはもっといいくだものよ)

Example 2



A: Cola is bad!
(コーラはよくないのみものよ)

B: Milk is worse!
(ぎゅうにゅうはもっとよくないのみものよ)

Example 3



A: Dolls are good!
(にんぎょはいいおもちゃよ)

B: Rockets are better!
(ロケットはもっといいおもちゃよ)

Example 4



A: Insects are bad!
(むしはよくないどうぶつよ)

B: Gorillas are worse!
(ゴリラはもっとよくないどうぶつよ)

Track 2 Let's Repeat (くりかえしましょう)

worse もっとよくない	bad よくない	good いい	better もっといい

Track 3 Let's Repeat (くりかえしましょう)



Track 4 Let's write（かきましょう）

1)

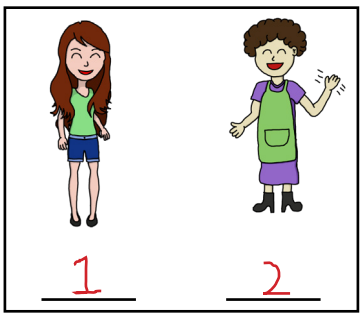

2)



3)



4)

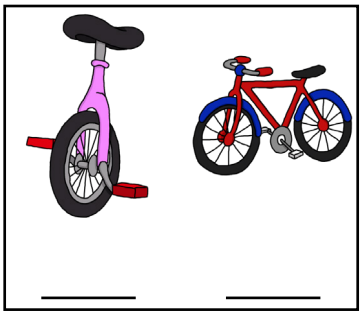

5)



6)



Lesson 30-1

Track 1 Examples – Listen! (聞きましょう)

Example 1



A: Peaches are good!
(ももはいいくだものよ)

B: Strawberries are better!
(いちごはもっといいくだものよ)

Example 2



A: Cola is bad!
(コーラよくないのみものよ)

B: Milk is worse!
(ぎゅうにゅうはもっとよくないのみものよ)

Example 3



A: Dolls are good!
(にんぎょはいいおもちゃよ)

B: Rockets are better!
(ロケットはもっといいおもちゃよ)

Example 4



A: Insects are bad!
(むしはよくないどうぶつよ)

B: Gorillas are worse!
(ゴリラはもっとよくないどうぶつよ)

Track 2 Let's Repeat (くりかえしましょう)

worse もっとよくない	bad よくない	good いい	better もっといい

Track 3 Let's Repeat (くりかえしましょう)



Activity Let's write and draw（かきましょう）

What is a good **food**?

What is a bad **food**?

What is a good **animal**?

What is a bad **animal**?